

2FA Virtualmin with Tiki TOTP

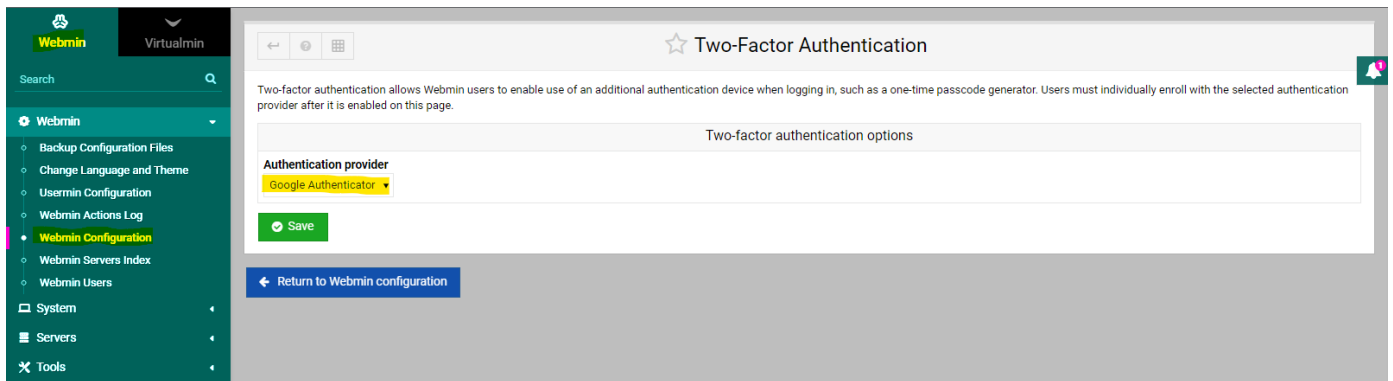
The use of [Two-Factor Authentication](#) increases the security of the Virtualmin web interface by going beyond using a simple password.

How to ensure that all users or a group of users can access Virtualmin with 2FA enabled, without first having access to Virtualmin configurations or without using Google Authenticator? In this case, by using [PluginTOTP](#).

Below how to proceed:

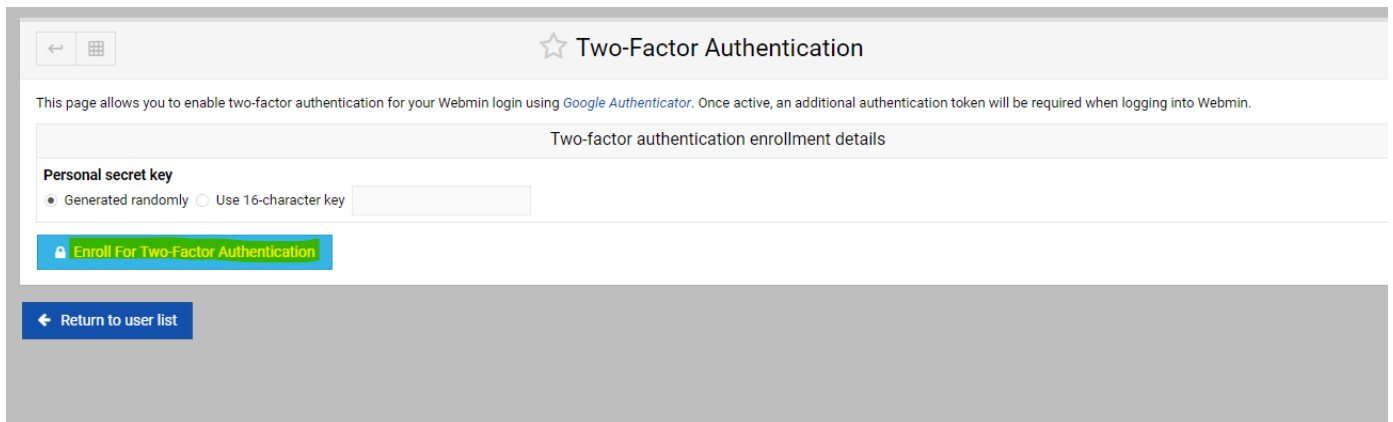
With Virtualmin (step 1):

1. Go to the **Webmin** menu and click on **Webmin Configuration**.
2. In the new interface, click on **Two-Factor Authentication** and choose **Google Authenticator** as **Authentication provider**, then click on the button "Save".



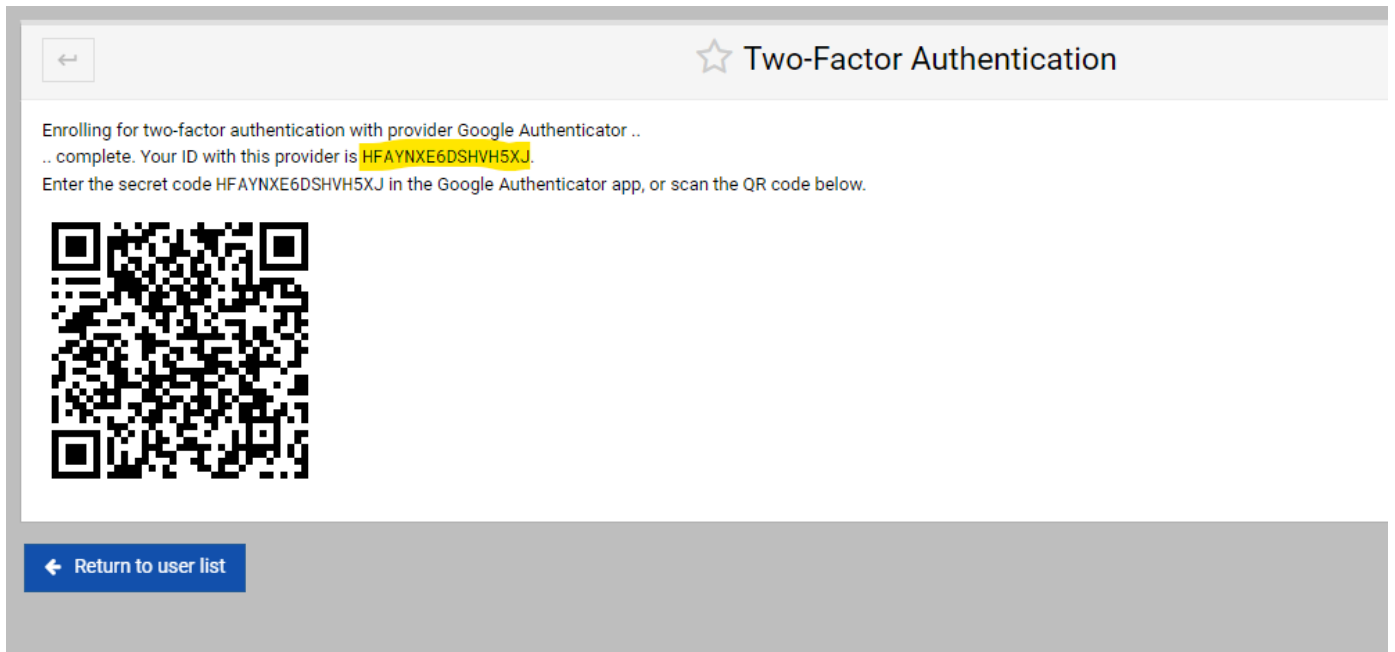
Click to expand

3. Still in the **Webmin** menu, go to the option **Webmin Users**, in the interface that opens, click on Two-Factor Authentication then in the new interface click on the "Enroll For Two-Factor Authentication" button to complete Enrolling for two-factor authentication with provider Google Authenticator.



Click to expand

4. Once enrolling has been confirmed, you'll see the secret code in the interface and the QR code.



Click to expand

With PluginTOTP (step 2):


Use the secret code you obtained in the previous step as the value of PluginTOTP 'secret' parameter.

Example:


```
{totp secret="HFAYNXE6DSHVH5XJ" interval="60" issuer="MY TIKI"}
```

Please see [PluginTOTP](#) for more information.


Finally, use the token generated by PluginTOTP or by Google Authenticator, in case you scan the QR code, to connect to Virtualmin, after the Username and Password step.


 Webmin

Two-factor authentication has been enabled for this user to login



847703

 Verify

 Cancel

Click to expand